


Muli-XL DDP

Product information for the product group

ACO Product benefits

- Container can be configured individually to customer requirements
- Good operational safety and reliability
- Pump with adaptive impeller reduces blockages in operation
- Large usable tank volume (up to 1100 litres, depending on model)
- Choice of inlet height, depending on model

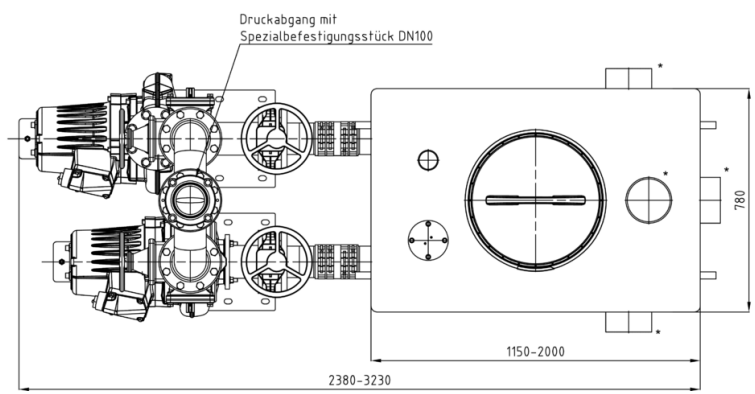
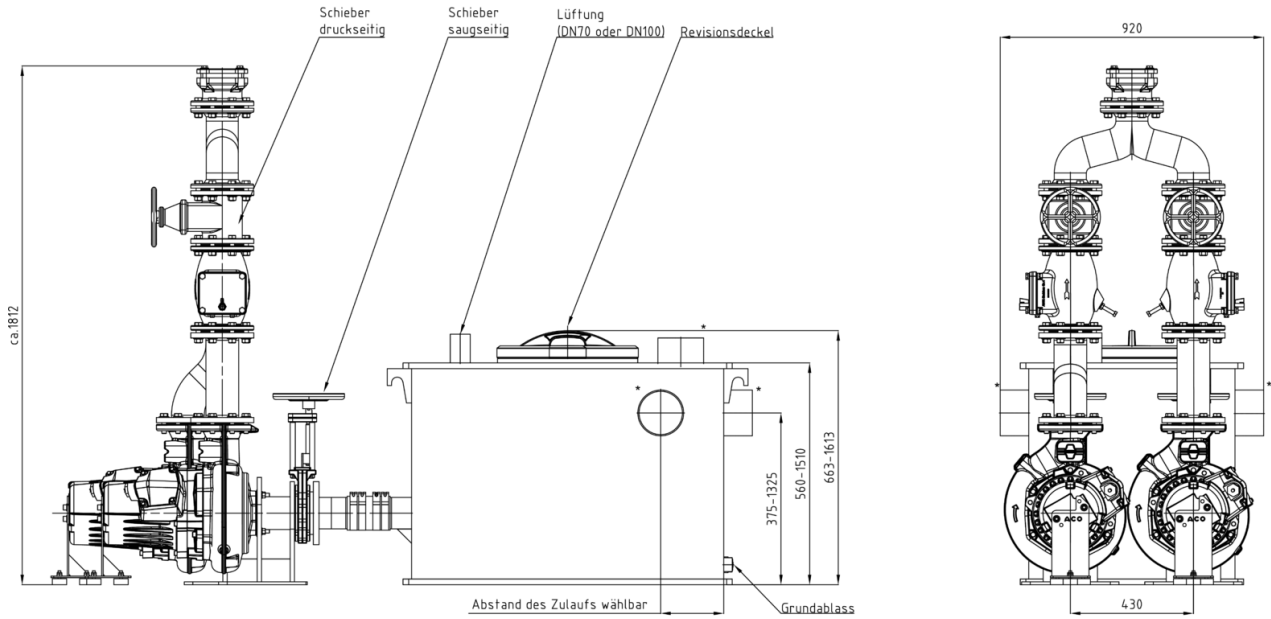
- Applications:
 - Commercial or industrial units with high levels of waste water
 - Downstream of grease separators
 - Waste water containing both long and short fibres
 - Apartment buildings
- PE-HD tank
 - 1 x inspection opening for easy servicing (350 mm clear width) with odour-proof plug cap
 - Fixing kit for buoyancy-proof anchorage
 - Inlet optionally horizontal on the side or at the end, or vertically from above, choice of DN 100, DN 150 or DN 200
 - Vertical socket, choice of DN 70/100 (ventilation)
 - R 1½" drain plug
- Two horizontally arranged pumps
 - 400 V/50 Hz
 - Protection type: IP 68
 - Adaptive impeller
 - Cable length: 10 m
- Extension pressure line
 - Two special backflow valves with venting device
 - Special DN 100 mounting adapter for connecting pressure lines from 108 – 114 mm outer pipe diameter (optionally 88 – 90 mm)
- Pneumatic level switching with pilot tube and pneumatic control line
- Mini compressor with air bubble injection available as an accessory
- Switch and alarm device
 - Protection type: IP 54
 - Cable and CEE plug (32 A): 1.5 m
 - Isolated collective fault and operating messages
 - Pneumatic control line and motor cable between lifting plant and switch-box: 10 m



Item Technical Data 0175.59.22

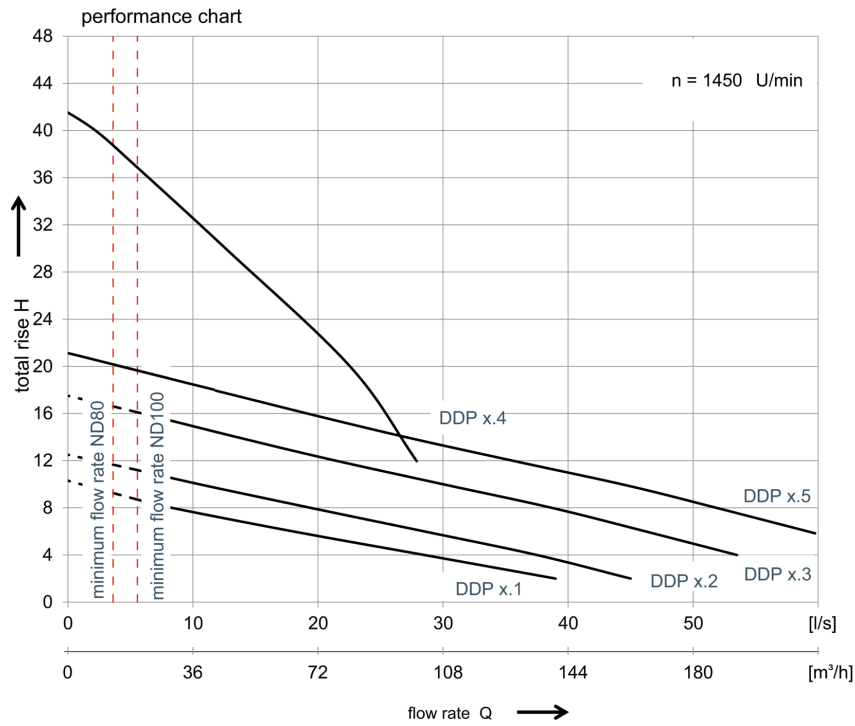
Type	Description	Motor power			Key data		Total volume	Weight
		P1	P2	Power consumption	Voltage	Rev count		
		[kW]	[kW]					
Muli-XL DDP x.3	<ul style="list-style-type: none"> ■ Effective volume: <ul style="list-style-type: none"> <input type="checkbox"/> Min: 135 l <input type="checkbox"/> Max: 1500 l ■ Total volume: <ul style="list-style-type: none"> <input type="checkbox"/> Min: 375 l <input type="checkbox"/> Max: 2000 l ■ Weight: <ul style="list-style-type: none"> <input type="checkbox"/> Min: 600 kg <input type="checkbox"/> Max: 700 kg 	5.6	4.7	10	400	1460	1575	500

Dimensions






*Zulaufseite und Zulaufdurchmesser (DN100, DN150, DN200) wählbar
Lieferumfang: 1 Zulauf nach Wahl







Performance parameters











Type	Delivery head [m]	Delivery flow Q with overall delivery head H				Media temperature	
		4 m [l/s]	8 m [l/s]	12 m [l/s]	16 m [l/s]	Normal [°C]	Maximum [°C]
Muli-XL DDP x.3	4 – 16.4	53.5	38.7	21.0	6.0	40	65

Accessories

Description	Used with	Weight	PU	Item number
		[kg]	[piece]	
 <p>Message system with GSM module</p> <ul style="list-style-type: none"> ■ Parameter via app (Android & iOS) ■ Mains-independent alarm via 12V lead-gel battery ■ Optical and acoustic alarm message ■ Freely configurable inputs <ul style="list-style-type: none"> □ 6 digital inputs with LED status display □ 1 analogue ■ 1 alarm output 12 V ■ Alarm forwarding via SMS to mobile phones ■ For mounting outside the hazardous area ■ Housing: 192 x 150(with cable gland) x 100 mm (WxHxD) ■ Protective doctor: IP54 ■ Operating voltage: 230 V/AC 50/60 Hz 	<ul style="list-style-type: none"> ■ All grease separators ■ Grease layer thickness measuring device ■ Pre-tank plants ■ Technical processing systems ■ Quatrix-K backflow preventer type 3F ■ Sinkamat-K (underfloor) duo ■ Muli lifting units ■ Pumping stations ■ Installation sets 	2.0	1	0150.80.14
 <p>Connection cable antenna GSM</p> <ul style="list-style-type: none"> ■ Length incl. connections: approx. 15 m ■ Cable type: RG58 ■ Connections: 1 x SMA plug (SMA/M) and 1 x SMA socket (SMA/F) ■ Only one extension cable may be used per GSM module ■ Usable in temperature range: -20°C to 85°C 	<ul style="list-style-type: none"> ■ GSM - Modul 			0150.83.86
 <p>Signalling unit</p> <ul style="list-style-type: none"> ■ Self-charging ■ With floating contact ■ Visual and acoustic ■ Without contact transmitter ■ For mounting outside the potentially explosive atmosphere ■ Dimensions: 175 x 125 x 75 mm W x H x D ■ Protection type: IP65 ■ Operating voltage: 230 V/AC 50/60 Hz ■ Ready to plug in with cable: 2 m 	<p>Faecal matter backflow automatic stop Quatrix-K type 3F; All Muli wastewater lifting plants; Upstream tank plant mono/duo; Muli-Max; Sinkamat -K/-KD; Sinkamat-Z; Sinkamat-Z (underfloor); Duo ; LipuLift-P</p>	1.4	1	0150.26.73

Description	Used with	Weight [kg]	PU [piece]	Item number
 <p>Connection and flood module set</p> <ul style="list-style-type: none"> ■ To report a leak caused for example by a pipe bursting ■ For electrically conducting liquids ■ With volt free contact ■ Visible and audible alarms (approx. 80 dB) ■ Dimensions (width x height x depth): 160 x 120 x 75 mm ■ Protection level: IP 65 ■ Operating voltage: 230 V/AC 50/60 Hz ■ Plug and use: 1.4 m ■ Overflow indicator with 10 m cable 	<ul style="list-style-type: none"> ■ Triplex-K backflow stops □ DN 100 – DN 150 ■ Quatrix-K backflow stops ■ All wastewater lifting plants ■ All separators 	1.1	1	0150.78.97
 <p>Signal horn</p> <ul style="list-style-type: none"> ■ Operating voltage: 12V DC ■ Power consumption: 30 mA ■ 62 x 62 x 85 mm (LxWxD) ■ Degree of protection: IP66 ■ Noise level: 95 dB(A) 	<ul style="list-style-type: none"> ■ Signalling unit ■ Signalling unit with GSM module 	0.2		0150.58.14
 <p>Signal horn</p> <ul style="list-style-type: none"> ■ 230V AC ■ Power consumption: 30mA ■ Ø62x85 mm (L/B x T) ■ Protection: IP66 ■ 95 dB(A) 	<ul style="list-style-type: none"> ■ Signalling unit with voltage-free fault reporting ■ LipuSmart-P ■ Multi-Max with signalling unit ■ LipuLift-P 	0.3	1	0178.61.94
 <p>Flashing light</p>	<ul style="list-style-type: none"> ■ Signalling unit with voltage-free fault reporting; LipuSmart-P; Multi-Max with signalling unit; LipuLift-P 	0.5	1	0178.62.08
				0150.76.25
 <p>Inlet valve DN 100</p> <ul style="list-style-type: none"> ■ Made out of PVC ■ Spigot Ø110 on both sides for sleeveless pipe systems made of cast iron or plastic ■ Total dimensions: 176 x 360 mm (L x H) 	<ul style="list-style-type: none"> ■ Grease separator made of polyethylene ■ Starch separator made of polyethylene ■ Upstream tank systems type 2 and 4 ■ LipuMobil – type 0.5 	5.9		0175.31.87
 <p>Inlet valve DN 150</p> <ul style="list-style-type: none"> ■ Made of PVC ■ 160 mm push socket on both sides with rim sealing ring ■ Overall dimensions: 226 x 510 mm (L x H) 	<ul style="list-style-type: none"> ■ Wastewater lifting plant ■ Polyethylene grease separator ■ Polyethylene starch separator ■ Upstream tank plant □ Type 7 – Type 10 	7.0	1	0175.13.85

	Description	Used with	Weight	PU	Item number
			[kg]	[piece]	
	Inlet valve DN 200 <ul style="list-style-type: none"> ■ Made out of PVC ■ Push socket 200 mm with lip sealing ring on both sides ■ Total dimensions: 264 x 637 mm (L x H) 	<ul style="list-style-type: none"> ■ Wastewater lifting plant <ul style="list-style-type: none"> □ Multi-Star DDP 1/2 ■ Grease separator made of polyethylene <ul style="list-style-type: none"> □ From NS 15 	8.4	1	0170.20.83
	Inlet valve DN 150 <ul style="list-style-type: none"> ■ Made out of PVC ■ Spigot Ø110 on both sides for sleeveless pipe systems made of cast iron or plastic ■ Total dimensions: 226 x 420 mm (L x H) 	<ul style="list-style-type: none"> ■ Grease separator made of polyethylene ■ Starch separator made of polyethylene ■ Upstream tank systems type 7 to 10 	10.2		0175.31.88
	Inlet valve DN 100 <ul style="list-style-type: none"> ■ Made of PVC ■ 110 mm push socket on both sides with rim sealing ring ■ Overall dimensions: 176 x 330 mm (L x H) 	<ul style="list-style-type: none"> ■ Wastewater lifting plant ■ Polyethylene grease separator ■ Polyethylene starch separator ■ Upstream tank plant <ul style="list-style-type: none"> □ Typ 2 and 4 ■ LipuMobil-P – Type 0.5 	3.1	1	0175.13.84
	Hand membrane pump 1 1/2" <ul style="list-style-type: none"> ■ For fixing to wall ■ Incl. hose <ul style="list-style-type: none"> □ Clear width: 48 x 80 mm ■ Incl. hose clamp <ul style="list-style-type: none"> □ Clear width: 50 x 70 mm □ Width: 12 mm □ 2 pcs required 	<ul style="list-style-type: none"> ■ Wastewater lifting plant 	14.4	1	0175.23.73
	Three way valve 1 1/2" <ul style="list-style-type: none"> ■ For hand membrane pump 	<ul style="list-style-type: none"> ■ Wastewater lifting plant 	3.3	1	0159.10.14
	Stop valve 1 1/2" <ul style="list-style-type: none"> ■ For hand membrane pump 	<ul style="list-style-type: none"> ■ Wastewater lifting plant 	1.0	1	0159.10.12
	Sealing ring <ul style="list-style-type: none"> ■ As additional component for pressure line DN 80 ■ Clamping range: 88 - 93 mm 	<ul style="list-style-type: none"> ■ LipuSmart-P ■ Powerlift installation kit DN 100 ■ Fäkablock II ■ All Muli wastewater lifting plants 	0.3	1	0150.83.71
	siphon				
			0.7		0174.02.29
			1.3		0174.02.30

You can find further accessories under → <https://www.buildingdrainage.aco/search/?q=0175.59.22>